

Leading the teaching of literacy

# Jolly Phonics



Clare Fulton

# Session Overview

- Introduction
- Why we use Jolly Phonics
- The five skills of Jolly Phonics
- Supporting your child at home
- Activities to help embed skills
- The introduction of reading books
- Parent/Teacher Guides
- Useful resources
- Useful websites
- Q&A

# Why we use Jolly Phonics

Multisensory programme

Systematic Synthetic phonics

Making it possible for all pupils to learn  
to read



# Why Jolly Phonics matters

Building reading skills

Decoding/Word Recognition

Comprehension

Motivation



# Synthetic Phonics



- A part to whole approach to reading.
- The alphabetic code is taught before expecting children to read books.
- Teaches blending and segmenting using alphabetic letter sounds and main digraphs (42 sounds).

# The Skills of Jolly Phonics

5. Tricky words

4. Identifying sounds  
in words



3. Blending and  
Segmenting

1. Learning the  
letter sounds

2. Learning letter  
formation

# Learning the Letter Sounds

- Children are taught the main 42 letter sounds (not just the sounds of the alphabet).
- Later they learn the alternative spellings of some sounds (e.g. ay, a-e, ai)



# Letter sound order

1. s, a, t, i, p, n
2. c k, e, h, r, m, d
3. g, o, u, l, f, b
4. ai, j, oa, ie, ee, or
5. z, w, ng, v, oo, oo
6. y, x, ch, sh, th, th
7. qu, ou, oi, ue, er, ar

# Learning the Letter Sounds

- Start with 6 sounds - s a t p i n  
Make as many words as you can  
using those 6 sounds.



# Exploring the Sounds

Each sound is introduced with a story and song.

Each sound is associated with an action.

Tactile work with play dough, Finger Phonics.



Visual image and puppets.

## 2. Learning Letter formation

Children are taught letter formation through a tactile approach:

play dough  
plasticene

Finger  
Phonics


Air writing

Pencil  
work



### 3. Blending and Segmenting

- Children are taught to blend sounds together to read new words.
- Children are taught to segment words to write words.



A  
Missing  
Sounds sheet  
from The  
Phonics  
Handbook

# Blending and Segmenting

## Blending Activity





[https://www.youtube.com/playlist?list=PL2avGtqkOC\\_qYZtvVEsDTsjfpIRUwmERu](https://www.youtube.com/playlist?list=PL2avGtqkOC_qYZtvVEsDTsjfpIRUwmERu)

## Segmenting Activity

All stand in a circle.

Start with a word e.g. hat

First person holds beanbag and makes first sound /h/ then throws beanbag to someone else. Say their name.

Second person catches the beanbag and makes the second sound /a/ then throws the beanbag to someone else. Say their name.

Third person catches beanbag and makes the third sound /t/

With fingers all participants show how many sounds there were in the word. (3)



## 4. Identifying Sounds in Words

Listening for sounds in words gives children the best start for reading and writing.

Children tune into sounds anywhere in words.

Children learn that words are made up of a sequence of sounds.



# Identifying Sounds in Words


- Write a cvc (consonant vowel consonant) word

e.g.        cat  
              peg  
              nip  
              pot  
              bun

Sort into vowel receptacles (next slide)

# Identifying sounds in words

## Vowel Box Activity



## 4. Identifying Sounds in Words

The sound /s/. If it comes at the beginning of the word place hands on head.

If it comes in the middle of the word place hands on shoulders

If it comes at the end of the word place hands on waist.

## 5. Tricky Words

These are words that have irregular spellings.

Jolly Phonics introduces children to 60 common words that are irregular.




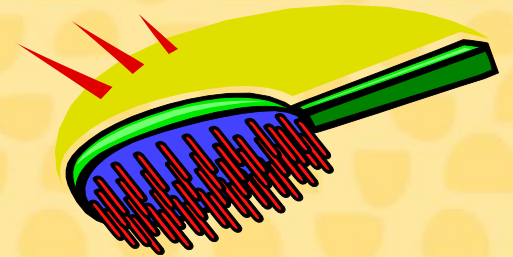
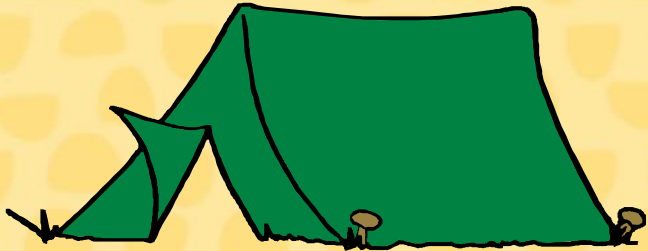



# Tuning into Sounds

Listening to sounds in sequence.

Clapping and counting sounds in words:

c - a - t      p - a - n - d - a      h - ou - se

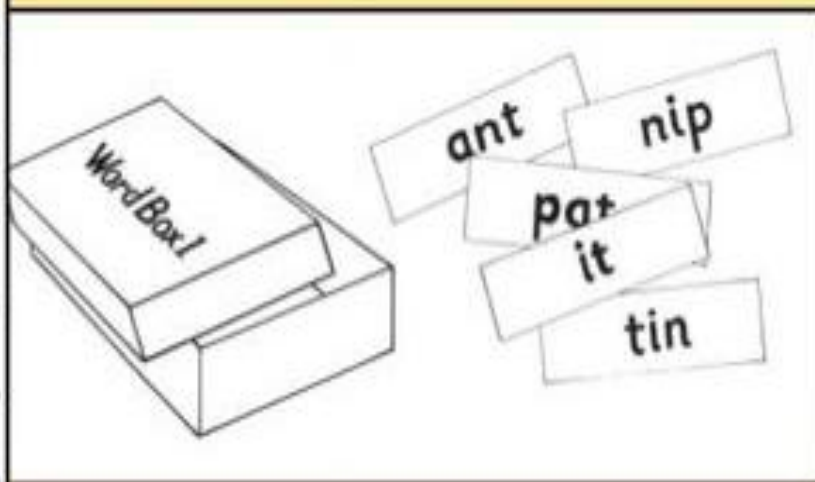
x x x      x x x x x      x x x



Phonics

# Blending with word boxes

Word Box 1	Word Box 2	Word Box 3
it	pest	hip
tin	tap	pet
pat	pin	mat
nip	is	ran
sat	pit	dip
as	snap	ham
ant	in	map
tip	man	rat
pan	red	ink
sit	dip	rip



# Parent/Teacher Guides

## Sounds & Actions

SATPIN activities – do together

# Advanced Sound Awareness

Playing around with sounds.

Word Families/Rhyming words

Give me as many examples as you can of words which rhyme with pot.

## Once all sounds have been taught

Children can:

Read and write 42 letter sounds

Form the letters correctly, holding pencil in tripod grip

Blend regular words fluently, e.g. leg, flag, shoot etc.

Write simple, regular words by listening for the sounds, e.g. b-e-d, f-l-a-t, s-p-oo-n etc.

Read the first 10 tricky words



# Parental Support

Sue Lloyd's website

[www.tcrw.co.uk](http://www.tcrw.co.uk)

Jolly Phonics app

<https://jollylearning.com/jolly-phonics-app>

Bookbug app for parents and carers of pre-school children

<https://www.scottishbooktrust.com/reading-and-stories/bookbug/bookbug-app>


For all parents/carers

<https://www.scottishbooktrust.com/parents-and-carers>

Words for Life – National Literacy Trust activities for children of all ages around listening, watching, chatting, reading, writing, playing

<https://wordsforlife.org.uk/>

Jolly Learning



Jolly Learning Ltd, 77 Hornbeam Road, Buckhurst Hill, Essex, IG7 6DL

Tel 020 8501 0405

Email: [info@jollylearning.co.uk](mailto:info@jollylearning.co.uk)

[www.jollylearning.co.uk](http://www.jollylearning.co.uk)

Social Media:  
@Jolly Learning



Resources

Research

You Tube lessons

Case studies

Parent/Teacher Guides

Jolly English

Jolly Phonics

Jolly Classroom

Jolly Grammar

Jolly Music

Jolly  
Phonics